



Dear WVA Account,

We noticed that you are using Internet Explorer 6 (IE6) when visiting our website. Because of the constraints of IE6, you have been visiting an older version of our website. Effective **November 1st, 2011** you will no longer be able to see our old site, but don't worry: updating your browser to the latest version will allow you to see our updated site!

Internet Explorer 6 was created in 2001 and is no longer compatible with the latest technologies and software. By transitioning to one of the latest browsers, you'll get the best experience possible with our new site and online in general. It will also allow you to enjoy the benefit of all future updates to our website.

These updated browsers are free and easy to download. We know that the following browsers work well with our new site:



Mozilla Firefox - <http://www.mozilla.com/en-US/> (Mac or PC)



Google Chrome - <http://www.google.com/chrome> (Intel Mac or PC)



Safari - <http://www.apple.com/safari/> (Mac)



Internet Explorer 8 (PC) - <http://www.microsoft.com/windows/internet-explorer/default.aspx>

If you have questions or need assistance please contact a member of the WVA Web Support team at 800.747.9000x**8193**. Updating is easy and we can walk you through the process.

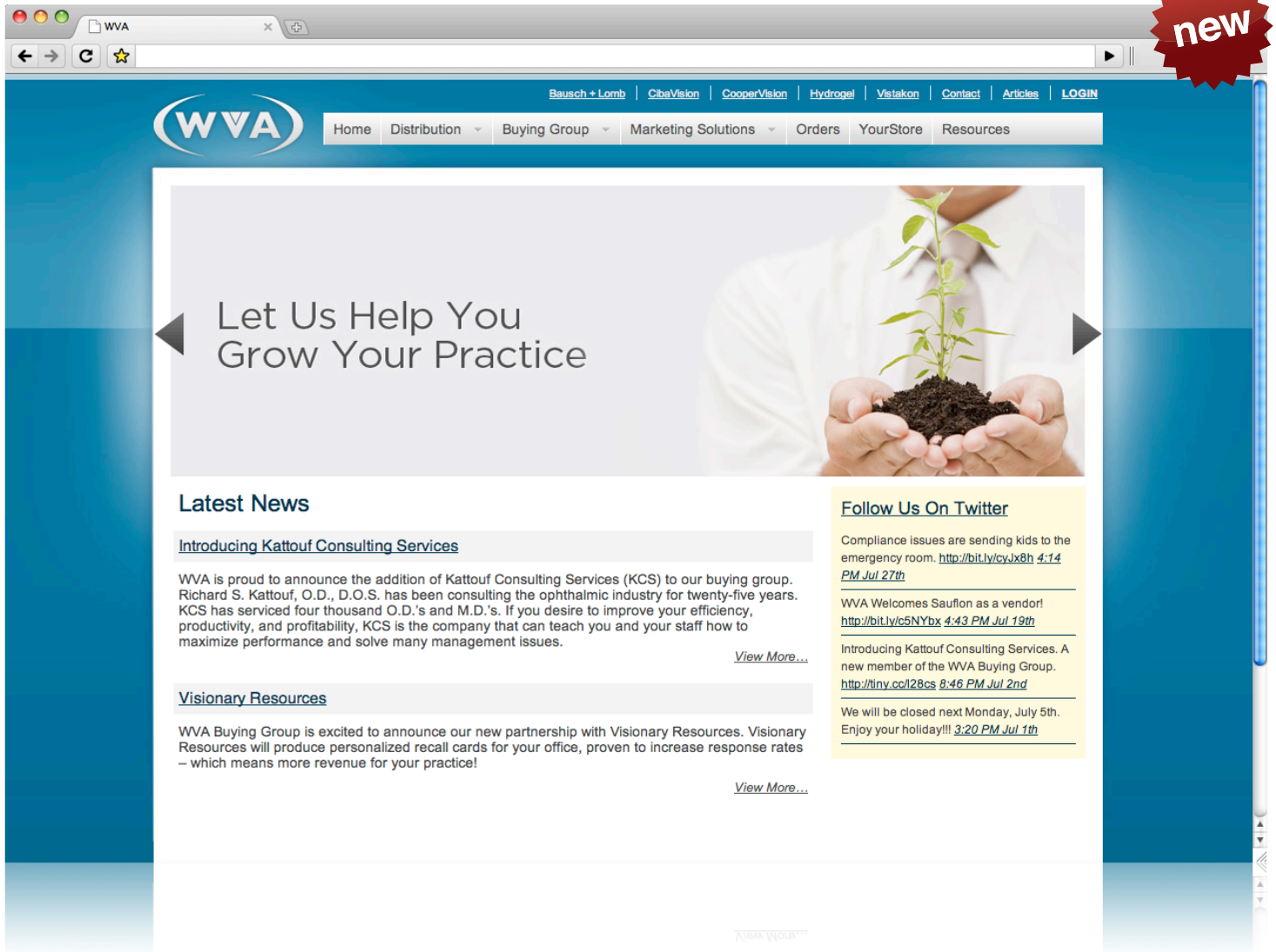
Once again, effective **November 1st, 2011** you will no longer be able to see our old site. Please join us at our current one by updating your browser!

Best regards,

The WVA IT Support Team

Introducing the new WVA web site.

A fresh new layout with added functionality.



New Features

- Save time with the new right and left eye interface for ship to patient orders.
- Use drop down menus to select product and parameters or search for a product easily using our new auto fill search field.
- Catch up on industry news and read informative articles right from our site.
- Enjoy less steps in the ordering process. Our new validation system allows you to breeze through orders faster than before.

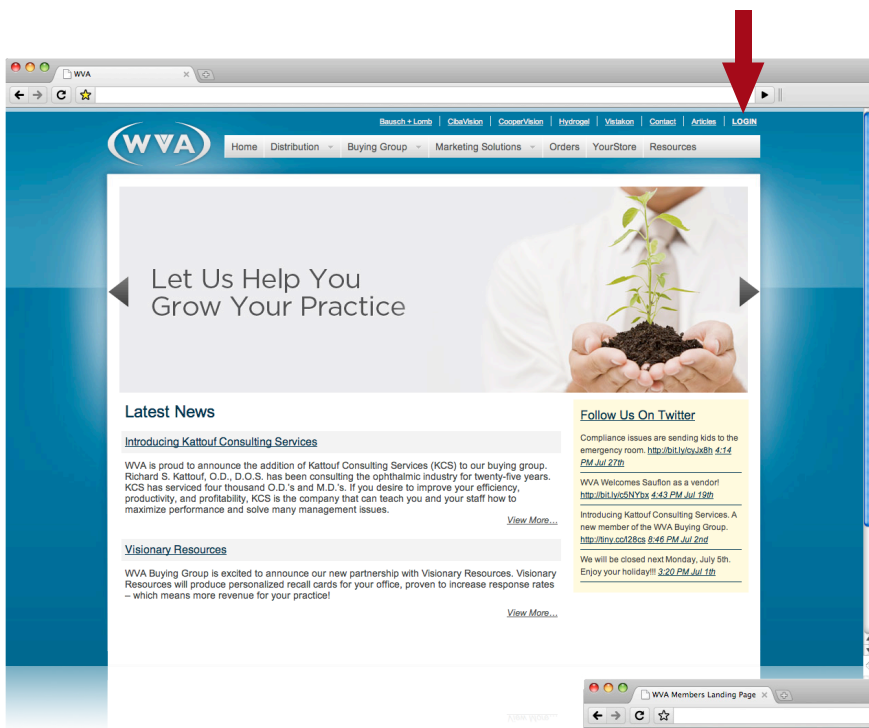
Not currently signed up to order online?

To setup your account for web ordering simply send an e-mail to marketing@wisvis.com with your account number and the password you would like to use to login.

After we setup your account in our system you will be able to place orders, track your orders, and download resources from our web site.

See back page for a quick start guide.

Getting started with the new website



Logging in

Click on the “**LOGIN**” link at the upper right corner of the page or click “**Orders**”, “**YourStore**”, or “**Resources**” to prompt a login screen.

Your User ID is your WVA account number.

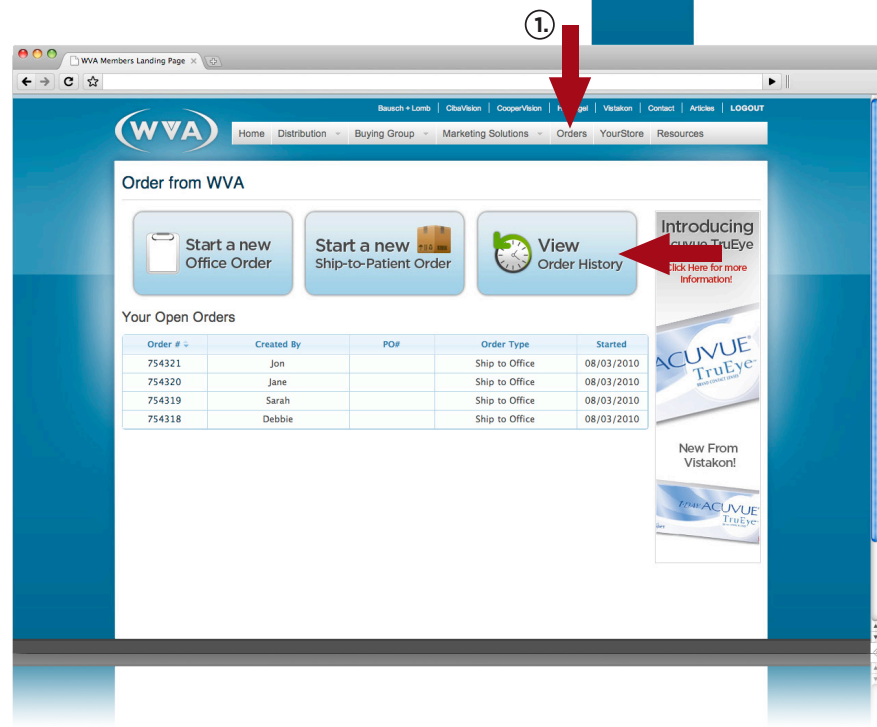
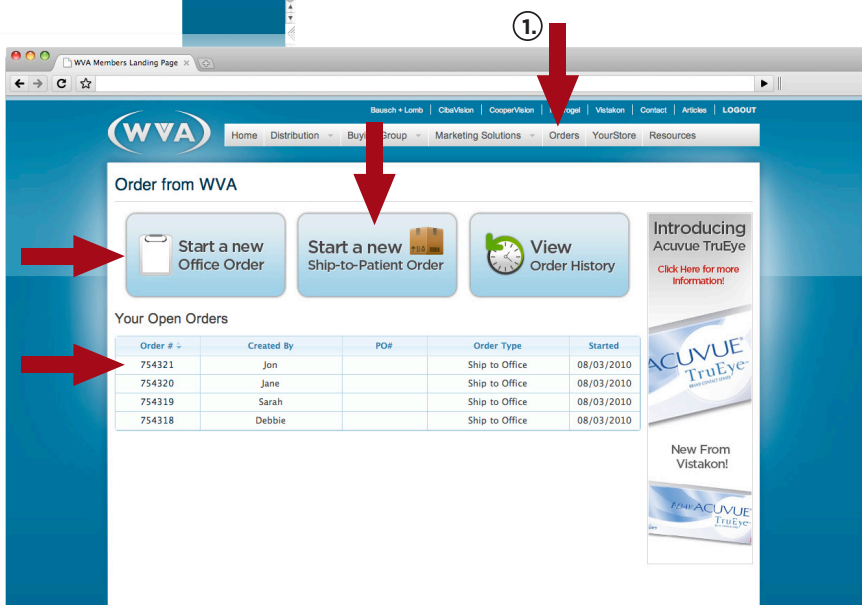
How do I place an order?

First click the “**Orders**” tab to get started.

To start a new order click the “**Start a new Office Order**” or “**Start a new Ship-to-Patient Order**” button.

You can continue any open orders you have already started by clicking on the order number in the “**Your Open Orders**” section.

Use drop down menus or the new search field to find products, select parameters, and add to your cart.



How do I track my orders?

First click the “**Orders**” tab to get started.

Then click on the “**View Order History**” button.

Order #	Created By	PO#	Order Type	Started
754321	Jon		Ship to Office	08/03/2010
754320	Jane		Ship to Office	08/03/2010
754319	Sarah		Ship to Office	08/03/2010
754318	Debbie		Ship to Office	08/03/2010